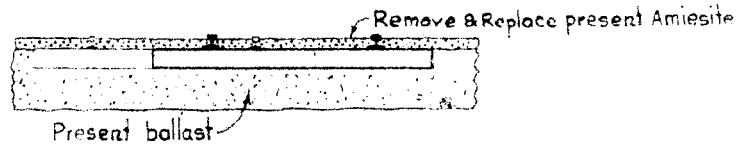
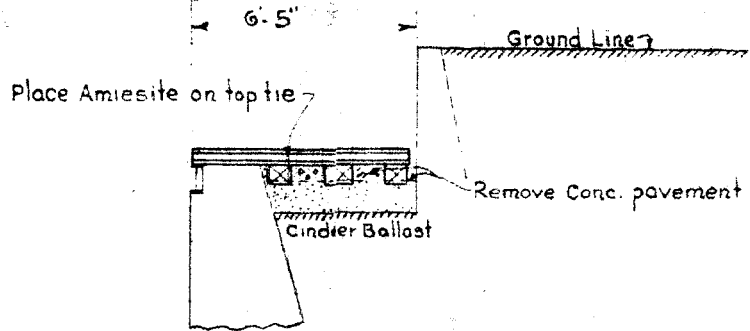


SITUATION PLAN

SCALE: 1" = 20'



SECTION A-A

SECTION B-B TRACKS 14 & 15 ONLY

Existing layout shown by light lines.
Track extensions shown by heavy lines.

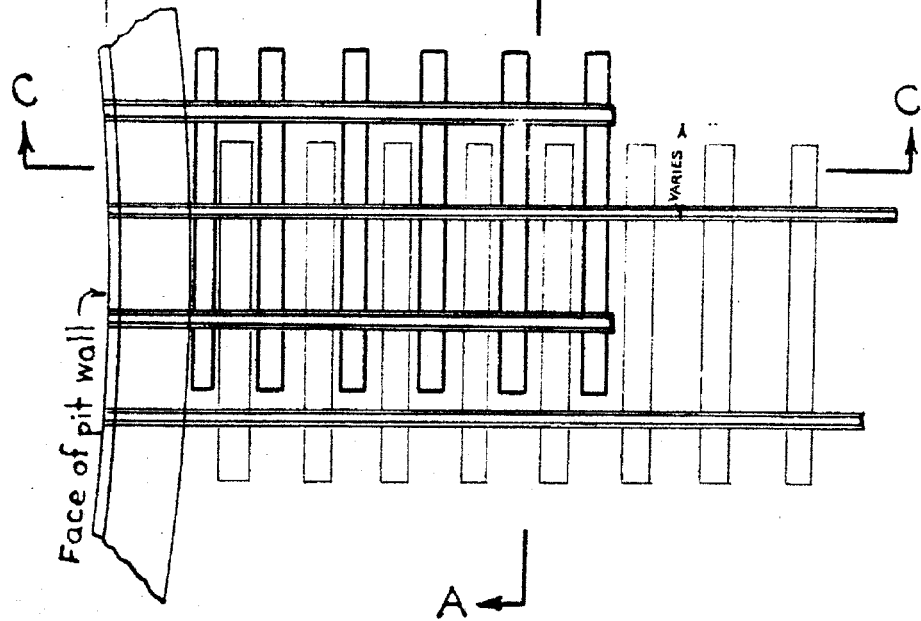
DETAILS
SCALE: 1" = 5'-0"

Recommended
for Approval _____
Bridge Engineer

Approved _____
Chief Engineer

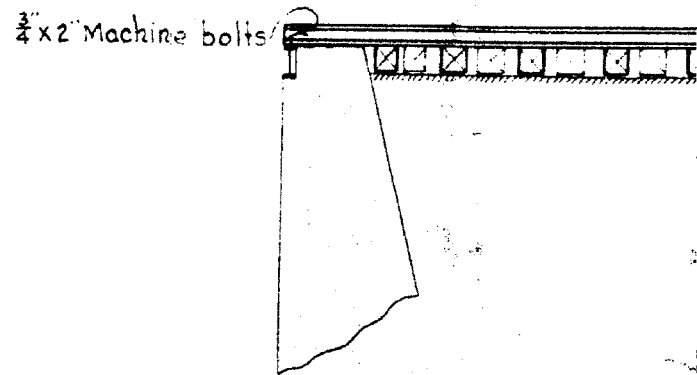
A.F.E. 15223

REVISIONS	THE CHESAPEAKE AND OHIO RAILWAY COMPANY	
	CHIEF ENGINEER'S OFFICE	RICHMOND VIRGINIA
SKETCH SHOWING EXTENSION TO TURNABLE TRACKS		
HINTON		WEST VIRGINIA
HINTON DIVISION		NEW RIVER SUB-DIVISION
SCALE: AS SHOWN	VAL. SECT. DRAWING No.	
DATE: 5-11-42	V-11	
DRAWN: W.R.T.	16071	
TRACED: E.B.N.		
CHECKED:		



PLAN

TRACKS - 1, 2, 3, 4 & 16



SECTION C-C

